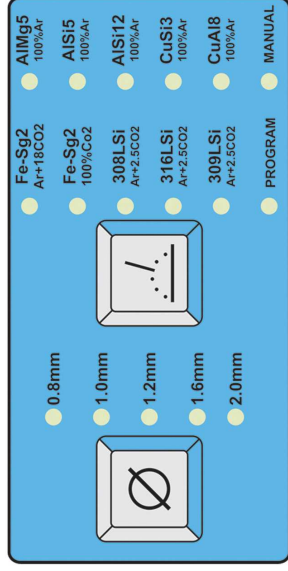
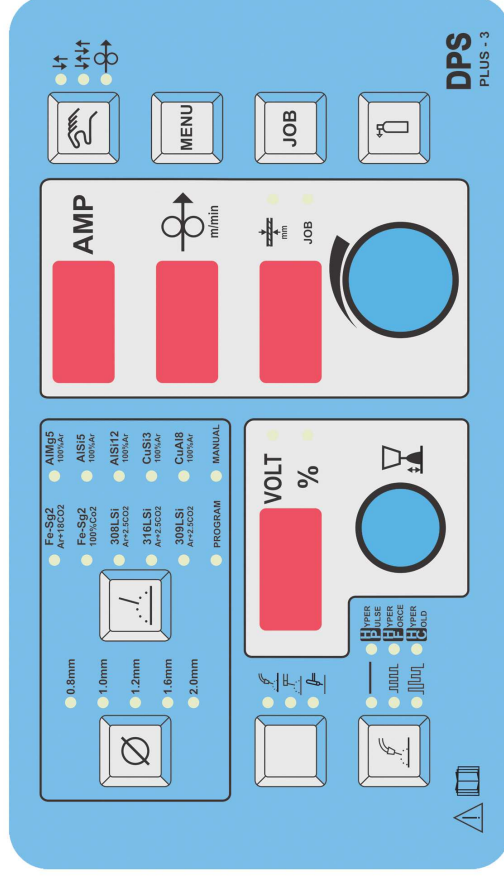


- 99 user jobs to store
- Simple and easy user JOBS store and edit
- Factory JOBS or user JOBS operation



Easy to use

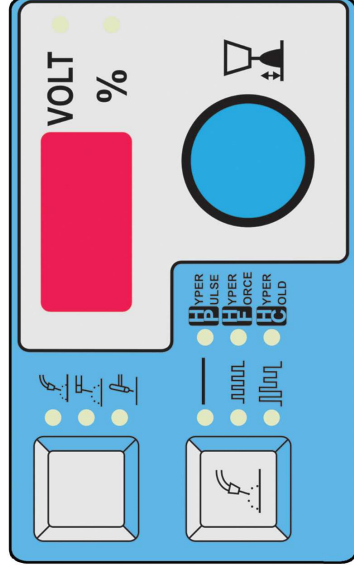
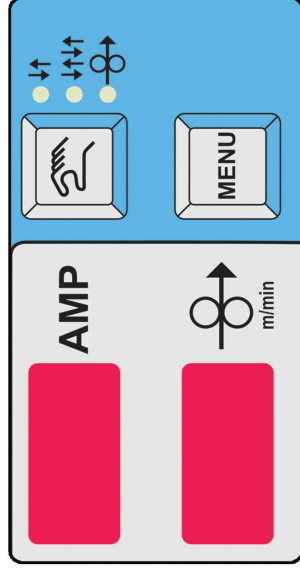
Three steps to weld



- Up to 8390 factory preset jobs
- MANUAL program for individual machine setup
- Customer specific program

All welding process parameters adjustable in Menu, as an example:

- Gas pre-flow and post-flow time
- Hot-start and Crater-fill level
- Burr-back time
- Arc dynamic



- One knob operation panel allow simple and fast machine setup
- Just select welding plate thickness and correct arc power if necessary

